

Capital Improvement Plan Overview

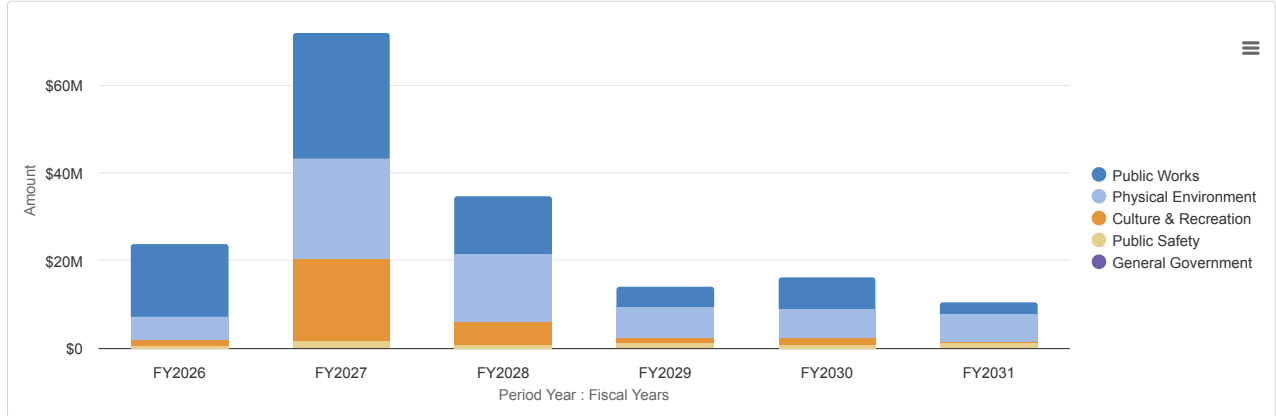
Fiscal Year 2027 Capital Budget

NOTE: THE INFORMATION PRESENTED ON THIS PAGE IS FOR DISCUSSION PURPOSES DURING THE CITY COUNCIL REGULAR MEETING ON JUNE 2, 2026 AND IS SUBJECT TO CHANGES.

Total City-wide 5-Year Capital Improvement Plan Overview

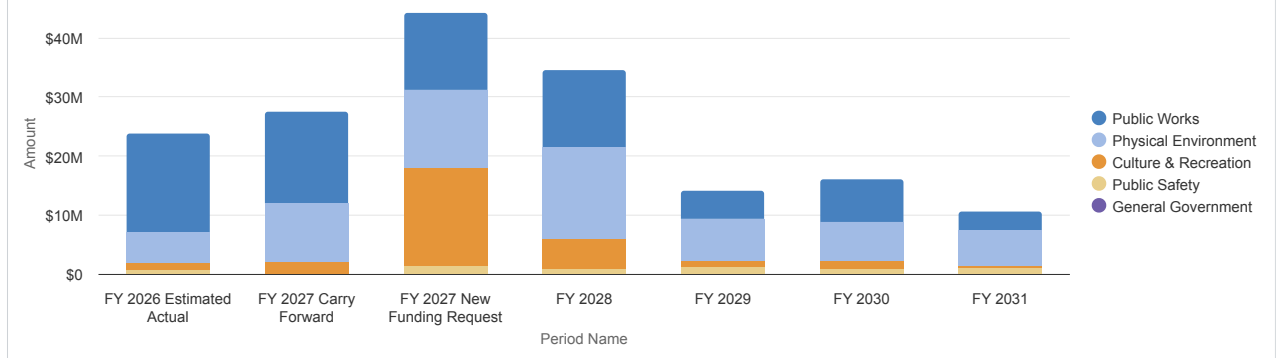
Total City Capital Improvement Plan by Fiscal Year

Function Group	FY2026	FY2027	FY2028	FY2029	FY2030	FY2031
Amount						
Culture & Recreation	\$1,144,145	\$18,760,189	\$5,035,713	\$1,109,000	\$1,467,500	\$416,500
Public Works	\$16,729,365	\$28,704,992	\$13,197,400	\$4,817,500	\$7,386,000	\$3,037,500
General Government	\$37,000	\$55,000	\$55,000	\$55,000	\$55,000	\$55,000
Public Safety	\$540,806	\$1,251,720	\$725,262	\$994,227	\$601,084	\$804,413
Physical Environment	\$5,301,546	\$23,121,176	\$15,638,500	\$7,117,500	\$6,610,000	\$6,203,500
AMOUNT	\$23,752,862	\$71,893,077	\$34,651,875	\$14,093,227	\$16,119,584	\$10,516,913



Data Updated: May 27, 2026, 7:57 PM

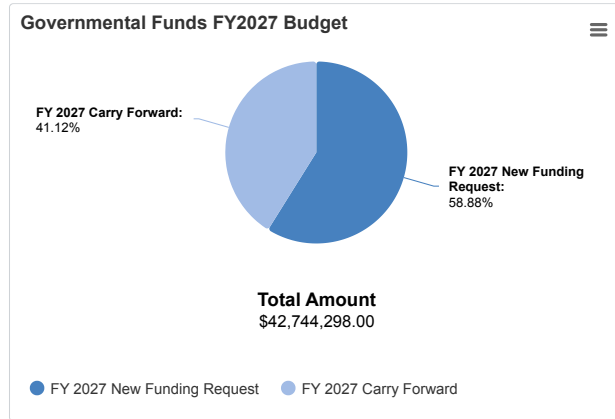
Total City Capital Improvement Plan By Period



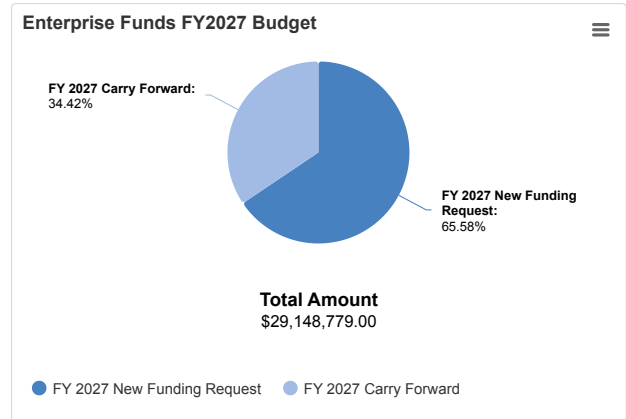
Data Updated: May 27, 2026, 7:57 PM

Funding Carried Over from Prior Year

As noted in the past several years, the City has secured an unprecedented amount of grants for significant capital projects across several departments. Many of these projects have long design and construction timelines and span several budget years. The following charts show the amount of funds that are included in the fiscal year 2027 budget that have been carried forward (or rolled forward) from the previous fiscal year approved budget.



Data Updated: May 27, 2026, 7:57 PM



Data Updated: May 27, 2026, 7:57 PM

Fiscal Year 2027 Capital Improvement Plan Budgets by Fund Type

Click the links below to review the capital improvement plan detail by fund:

[Capital Improvement Plan - Governmental Funds](#)

[Capital Improvement Plan - Governmental Funds Page 2](#)

[Capital Improvement Plan - Enterprise Funds](#)

Capital Asset Acquisition and Project Development

The Five-Year Capital Improvement Plan (CIP) is a framework designed to guide the strategic investment in the infrastructure and assets of the City. This plan is essential for balancing the current and future needs of the City including hurricane recovery, ensuring sustainable growth, enhancing quality of life, and maintaining the functionality and safety of our public services and facilities.

The primary purpose of the CIP is to provide a structured approach to planning and financing capital projects over the next five years. The objectives of the CIP include:

1. **Strategic Planning:** Aligning capital investments with the City's long-term vision and goals.
2. **Fiscal Responsibility:** Ensuring prudent management of public funds through careful planning and prioritization of projects.
3. **Transparency and Accountability:** Enhancing public trust by providing a clear and transparent process for project selection and funding.
4. **Sustainable Development:** Promoting sustainable practices in the planning, construction, and maintenance of infrastructure.
5. **Hurricane Recovery:** Promoting resilient and sustainable recovery from natural disasters.

Key Categories of the CIP

The CIP encompasses a wide range of projects that are important for the maintenance of infrastructure and facilities, public safety, service levels, and resilience of the City. These projects, which include hurricane recovery projects, are categorized into the following key areas:

1. **Information Technology:** Acquisition and enhancement of technology related solutions to provide efficiency and security to City operations.
2. **Public Safety:** Upgrades and enhancements to the building department, police facilities, emergency response systems, and other critical public safety infrastructure.
3. **Public Facilities:** Renovation, expansion, and construction of City buildings and facilities, and the acquisition of property.
4. **Transportation:** Acquisition of equipment and improvements and maintenance of roads, bridges, and shared-use paths to ensure safe and efficient mobility for residents and visitors.
5. **Parks and Recreation:** Maintenance of the Recreation Center, ballfields and the historical village to promote a healthy and active community.
6. **Public Utilities:** Investments in sewer and stormwater management systems to ensure reliable and sustainable utility services.
7. **Beach Parks:** Acquisition of equipment and maintenance of the City's beach parks and parking lots.

Definition of Capital Purchases

A capital expenditure is a purchase, improvement, development, or construction of an asset that is expected to provide service for more than one year. The City capitalizes all individual purchases or projects with a cost of **\$5,000 or more** and a useful life extending beyond one fiscal year. Capital expenditures typically include items such as vehicles, equipment, technology systems, building improvements, facility repairs, and infrastructure investments. These assets are recorded to the balance sheet and depreciated over their estimated useful life in accordance with the City's financial policies and generally accepted accounting principles.

Capital Project Funding Identification Process

During the annual budget adoption process, the City follows a structured approach to evaluate, prioritize, and identify funding for capital projects. Capital projects generally involve major investments in facilities, infrastructure, equipment, and other long-lived assets that support public services. The process is designed to ensure that capital needs are assessed comprehensively, funding sources are aligned with project requirements, and long-term financial sustainability is maintained.

1. Identification of Capital Needs

Departments begin the annual budget process by reviewing the condition, performance, and capacity of existing assets. Staff identify potential capital needs based on:

- Asset condition assessments and maintenance history
- Regulatory or safety requirements
- Service demand, population changes, or operational needs
- Strategic goals, adopted plans, and community priorities
- Opportunities to improve efficiency or reduce long-term costs
- Recovery and resilience needs

Proposed projects are documented with estimated costs, timelines, and justifications and reviewed with the City Manager and Finance department for inclusion in the long range capital improvement plan.

2. Development of the Capital Improvement Plan (CIP)

The City maintain a five-year **Capital Improvement Plan**, which outlines planned capital investments over the presented timeframe. Departments submit project requests for inclusion in the CIP, which may include:

- New construction or facility remodels
- Major repairs or rehabilitation projects
- Equipment and fleet replacements
- Infrastructure upgrades such as roads, shared-use paths, utilities, and stormwater systems

Projects are prioritized based on urgency, alignment with policy goals, regulatory compliance, and available funding. This process is used to identify the fiscal year the proposed capital expenditure will be placed in the CIP.

3. Evaluation of Available Funding Sources

During the budget development process, staff evaluate funding sources that can be used to support capital needs. Common sources include:

- General Fund appropriations of available funding (e.g. ad valorem taxes, charges for services, etc.)
- Special Revenue Funds (i.e., road and park impact fees)
- Grants or Intergovernmental Revenues
- Debt Financing (loans, bonds, or leases for qualifying capital investments)
- Donations or Partner Contributions

Each project is matched with the most appropriate funding source based on revenue restrictions, project scope, and financial capacity.

4. Financial Analysis and Long-Term Planning

Finance staff conduct analysis to ensure the capital plan is financially feasible. This process may include:

- Forecasting revenues and expenditures
- Evaluating the impact on operating budgets (staffing, maintenance, or utilities)
- Reviewing existing debt capacity and financial policy compliance
- Ensuring adequate reserves for emergencies or unforeseen needs

This step ensures that capital investments do not compromise the City's long-term financial health or cashflows.

5. Review, Refinement, and Public Input

Draft capital project recommendations are reviewed by City management, advisory boards, and elected officials. Public input may be solicited through budget hearings, workshops, or community meetings. Feedback can lead to modifications in project scope, priority, or timing.

6. Adoption of the Budget and Capital Improvement Plan

The City Council formally adopts the annual budget (which includes the Capital Improvement Plan), authorizing funding for projects scheduled in the coming fiscal year. Multi-year projects are acknowledged in the CIP even though only the first year is legally appropriated.

7. Implementation and Ongoing Monitoring

Once approved and included in the adopted budget, capital projects move into design, procurement, or construction phases. Staff monitor project progress, expenditures, and schedules, providing updates during budget reviews or City Council meetings. Future-year updates to the CIP reflect changing conditions, new priorities, and completed work.

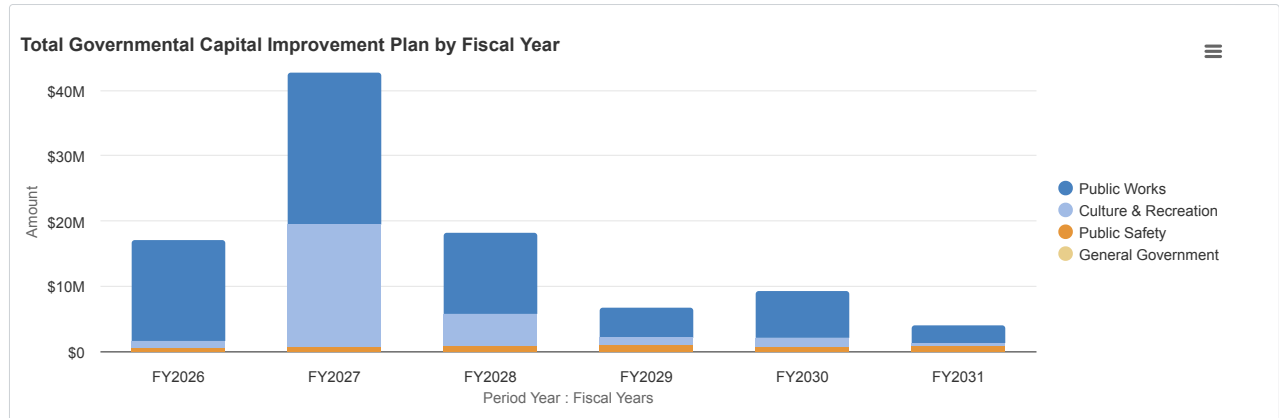
Draft Capital Improvement Plan Detail

Fiscal Year 2027 Capital Budget

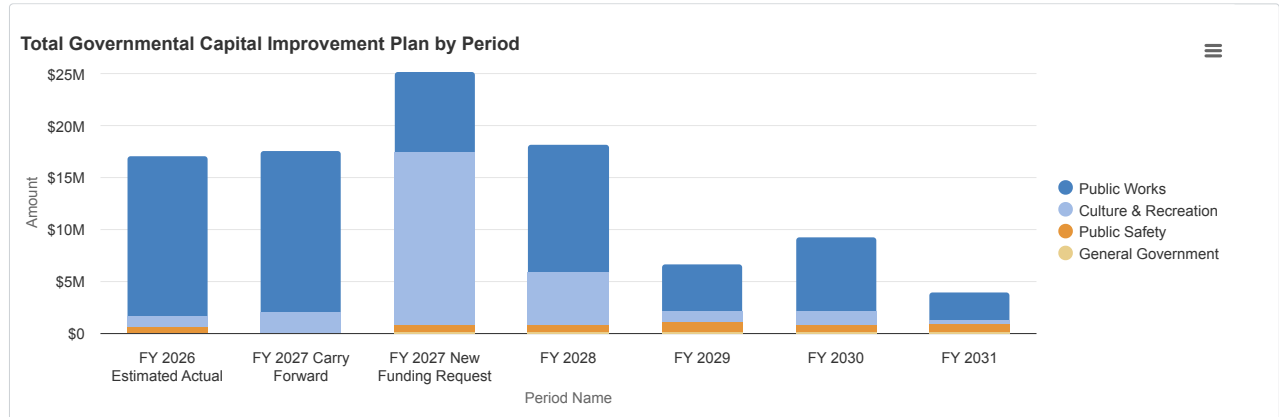
NOTE: THE INFORMATION PRESENTED ON THIS PAGE IS FOR DISCUSSION PURPOSES DURING THE CITY COUNCIL REGULAR MEETING ON JUNE 2, 2026 AND IS SUBJECT TO CHANGES.

GOVERNMENTAL FUNDS

NOTE: Beginning in fiscal year 2027, Hurricane Ian expenditures related to the FEMA Public Assistance Program are reported in the Hurricane Ian Fund (F115) as operating expenditures.



Data Updated: May 27, 2026, 7:57 PM



Data Updated: May 27, 2026, 7:57 PM

Information Technology

Fund: 300

Department : 1600

Itemization Description	FY 2026 Estimated Actual	FY 2027 Carry Forward	FY 2027 New Funding Request	FY 2028	FY 2029	FY 2030	FY 2031
Amount							
Server Replacements	\$12,000	\$0	\$30,000	\$30,000	\$30,000	\$30,000	\$30,000
Upgrade/Replace Network Devices	\$25,000	\$0	\$25,000	\$25,000	\$25,000	\$25,000	\$25,000
AMOUNT	\$37,000	\$0	\$55,000	\$55,000	\$55,000	\$55,000	\$55,000
Expense Type (Ex)	FY2026	FY2027	FY2028	FY2029	FY2030	FY2031	
Amount							
Capital Outlay	\$37,000	\$55,000	\$55,000	\$55,000	\$55,000	\$55,000	
AMOUNT	\$37,000	\$55,000	\$55,000	\$55,000	\$55,000	\$55,000	

Police Department

Fund: 300

Department : 2100

Itemization Description	FY 2026 Estimated Actual	FY 2027 Carry Forward	FY 2027 New Funding Request	FY 2028	FY 2029	FY 2030	FY 2031
Amount							
Automated External Defibrillator (AED) - 50 Citywide [Utilizing funding budgeted for rifles that are not being purchased]	\$24,000	\$25,000	\$40,250	\$0	\$0	\$0	\$0
Body Worn Cameras and accessories (30 each). End of useful life is 5 years.	\$45,000	\$0	\$0	\$0	\$0	\$0	\$72,000
F-150 Administrative Vehicles (Vehicle and Equipment for improved hurricane and natural disaster response - 2 each). Price increase 12% per FY.	\$130,000	\$0	\$145,600	\$163,072	\$182,641	\$204,557	\$229,103
F-150 Vehicles (Vehicle and Equipment for improved hurricane/natural disaster response - \$84,000 each). Price increase 12% per FY.	\$252,000	\$0	\$376,320	\$526,850	\$590,072	\$396,527	\$444,110
Mobile License Plate Readers (2 Fleet; 3 Basic)	\$0	\$0	\$50,000	\$0	\$0	\$0	\$0
Police Patrol Rifles	\$0	\$0	\$0	\$0	\$0	\$0	\$0
Tasers, duty cartridges, training cartridges (30 each). End of useful life is 5 years.	\$0	\$0	\$0	\$0	\$194,994	\$0	\$0
AMOUNT	\$451,000	\$25,000	\$612,170	\$689,922	\$967,707	\$601,084	\$745,213
Expense Type (Ex)							
	FY2026	FY2027	FY2028	FY2029	FY2030	FY2031	
Amount							
Capital Outlay	\$451,000	\$637,170	\$689,922	\$967,707	\$601,084		\$745,213
AMOUNT	\$451,000	\$637,170	\$689,922	\$967,707	\$601,084		\$745,213

Public Works

Fund: 300

Department : 4100

Itemization Description	FY 2026 Estimated Actual	FY 2027 Carry Forward	FY 2027 New Funding Request	FY 2028	FY 2029	FY 2030	FY 2031
Amount							
Pond Apple Park Boardwalk Replacement. FY2027 are critical structural repairs. FY2028 is design/engineering for complete replacement. FY2029 is construction of 565 LF of boardwalk.	\$0	\$0	\$60,000	\$100,000	\$800,000	\$0	\$0
Survey / Engineering Vehicle	\$0	\$0	\$0	\$25,400	\$47,500	\$0	\$0
AMOUNT	\$0	\$0	\$60,000	\$125,400	\$847,500	\$0	\$0
Expense Type (Ex)							
	FY2026	FY2027	FY2028	FY2029	FY2030	FY2031	
Amount							
Capital Outlay	\$0	\$60,000	\$125,400	\$847,500	\$0		\$0
AMOUNT	\$0	\$60,000	\$125,400	\$847,500	\$0		\$0

Public Facilities: Recreation Center

Fund: 300

Department : 7200

Itemization Description	FY 2026 Estimated Actual	FY 2027 Carry Forward	FY 2027 New Funding Request	FY 2028	FY 2029	FY 2030	FY 2031
Amount							
15 Passenger Van	\$0	\$0	\$0	\$50,000	\$0	\$0	\$0
Auto Door Controllers	\$0	\$0	\$15,000	\$0	\$0	\$0	\$0
Cardio Equipment	\$10,000	\$0	\$12,000	\$14,000	\$0	\$0	\$0
Community Park Assessment & Evaluation (PRAC)	\$0	\$0	\$0	\$90,000	\$0	\$0	\$0
Community Park Improvements (PRAC)	\$0	\$0	\$0	\$0	\$63,500	\$0	\$0
Community Park Playground and Shade Structure (PRAC)	\$0	\$0	\$0	\$0	\$0	\$1,000,000	\$0
Exterior & Interior Caulking	\$1,200	\$0	\$2,000	\$2,000	\$0	\$0	\$0
Facility Wrap & Signage	\$7,200	\$0	\$7,000	\$0	\$0	\$0	\$0
Game Equipment (Grant Received FY26)	\$0	\$0	\$0	\$10,000	\$0	\$0	\$0
Gator (purchased FY25)	\$0	\$0	\$0	\$0	\$0	\$0	\$18,000
Gymnasium Basketball Lift Motors	\$0	\$0	\$0	\$20,000	\$0	\$0	\$0
Gymnasium Floor Resurfacing (new wood floor 2024)	\$0	\$0	\$15,000	\$0	\$15,000	\$0	\$15,000
Gymnasium LED Lights	\$0	\$0	\$0	\$5,000	\$0	\$0	\$5,000
Gymnasium Partition Wall Motor	\$0	\$0	\$0	\$20,000	\$0	\$0	\$0
Gymnasium Partition Wall Recover (8ft)	\$0	\$0	\$0	\$25,000	\$0	\$0	\$0
Gymnasium Scoreboard	\$0	\$0	\$0	\$0	\$0	\$25,000	\$0
Gymnasium Sound System	\$0	\$0	\$0	\$0	\$0	\$0	\$15,000
Gymnasium Wall & Corner Pads	\$0	\$0	\$0	\$45,000	\$0	\$0	\$0
HVAC Air Handlers	\$0	\$0	\$0	\$250,000	\$0	\$0	\$0
HVAC Chiller Pump Replacement	\$15,000	\$0	\$0	\$0	\$25,000	\$0	\$0
HVAC Energy Improvements (Controls)	\$0	\$0	\$50,000	\$35,000	\$0	\$0	\$0
HVAC Mini-Splits (LG Office & IT Closets)	\$7,200	\$0	\$0	\$0	\$0	\$10,000	\$0
HVAC Replacement Parts	\$0	\$0	\$7,000	\$7,000	\$7,000	\$7,000	\$7,000
HVAC VFDs	\$0	\$15,000	\$5,000	\$0	\$0	\$25,000	\$0
Lobby Entrance Turnstile / Exit Gates	\$0	\$0	\$0	\$0	\$0	\$30,000	\$0
Lobby Sunshades & Motors	\$0	\$0	\$0	\$0	\$0	\$0	\$20,000
Men's Locker Room & Family Restroom Plumbing Fixture Upgrades (showers, toilets, faucets)	\$0	\$0	\$0	\$50,000	\$0	\$0	\$0
Paint / Concrete Pool Deck (FY27 dependent on structural assess)	\$160,000	\$0	\$350,000	\$0	\$0	\$0	\$0
Pelican Rm AV Equipment (screen, projector, etc.)	\$15,000	\$0	\$0	\$0	\$0	\$0	\$0
Pelican Room Partition Wall	\$0	\$0	\$0	\$0	\$30,000	\$0	\$0
Pool Acid Wash	\$10,000	\$0	\$0	\$0	\$0	\$10,000	\$0
Pool Chemical Controllers/Feeders	\$3,000	\$0	\$0	\$0	\$15,000	\$0	\$0
Pool Cover	\$0	\$0	\$0	\$25,000	\$0	\$0	\$0
Pool Cover Reel	\$0	\$0	\$0	\$15,000	\$0	\$0	\$0
Pool Deck & Tennis Court Shade Canopies (4)	\$0	\$0	\$3,000	\$0	\$0	\$0	\$6,000
Pool Handicap Lift (Lap pool)	\$0	\$0	\$0	\$7,500	\$0	\$0	\$0
Pool Handicap Lift (Leisure pool)	\$0	\$0	\$0	\$7,500	\$0	\$0	\$0
Pool Lane Lines	\$0	\$0	\$0	\$0	\$0	\$8,500	\$0
Pool Lifeguard Chairs (\$2,800/ea)	\$5,600	\$0	\$0	\$0	\$0	\$0	\$7,500
Pool Lounge Chairs (\$575/ea)	\$0	\$0	\$3,500	\$0	\$0	\$3,500	\$0
Pool Motors/Pumps	\$20,000	\$0	\$40,000	\$0	\$0	\$0	\$15,000
Pool Safety Fence	\$2,000	\$0	\$5,000	\$0	\$0	\$0	\$7,000
Pool Stainless Steel (stanchions, ladders, etc.)	\$0	\$0	\$0	\$40,000	\$0	\$0	\$0
Pool Starting Blocks	\$0	\$0	\$0	\$0	\$30,000	\$0	\$0
Pool Vacuum	\$0	\$0	\$0	\$1,000	\$0	\$0	\$0
Professional Structural Assessment & Engineering Services (aging building & facilities (20+ yrs) water intrusion, settling, pools, tennis courts, etc.)	\$30,000	\$0	\$85,000	\$85,000	\$0	\$0	\$0

Itemization Description	FY 2026 Estimated Actual	FY 2027 Carry Forward	FY 2027 New Funding Request	FY 2028	FY 2029	FY 2030	FY 2031
Program Room Flooring (refinish/replacement - Pelican, Osprey, Spoonbill, Heron, Lobby, Egret, Offices, Wt Rm)	\$17,500	\$0	\$20,000	\$60,000	\$0	\$25,000	\$0
Rec Center Parking Lot (Sealcoat, Striping, Speed Bumps, Parking Stops, Bollards)	\$0	\$0	\$0	\$0	\$60,000	\$25,000	\$0
Recreation Center Skate Park Area (PRAC)	\$0	\$0	\$0	\$110,000	\$0	\$0	\$0
Recycle Centers & Picnic Tables	\$3,200	\$0	\$0	\$10,000	\$0	\$15,000	\$0
Reseal Exterior Block Walls	\$0	\$35,000	\$7,000	\$0	\$0	\$0	\$0
Restrooms Tile Resurface / Seal	\$3,500	\$0	\$0	\$0	\$40,000	\$0	\$0
Truck (Hybrid)	\$0	\$0	\$0	\$0	\$45,000	\$0	\$0
Upper Window Seals	\$0	\$0	\$28,000	\$0	\$0	\$0	\$0
Water Heater	\$0	\$0	\$15,000	\$0	\$0	\$0	\$0
Weight Room Equipment	\$0	\$0	\$0	\$10,000	\$0	\$0	\$0
Womens Locker Room / Restroom Plumbing Fixture Upgrades (showers, toilets, faucets)	\$0	\$0	\$0	\$75,000	\$0	\$0	\$0
AMOUNT	\$310,400	\$50,000	\$669,500	\$1,069,000	\$330,500	\$1,184,000	\$115,500

Expense Type (Ex)	FY2026	FY2027	FY2028	FY2029	FY2030	FY2031
Amount						
Capital Outlay	\$310,400	\$719,500	\$1,069,000	\$330,500	\$1,184,000	\$115,500
AMOUNT	\$310,400	\$719,500	\$1,069,000	\$330,500	\$1,184,000	\$115,500

Public Facilities

Fund: 300

Department : 7250

Itemization Description	FY 2026 Estimated Actual	FY 2027 Carry Forward	FY 2027 New Funding Request	FY 2028	FY 2029	FY 2030	FY 2031
Amount							
[GRANT] Police Department Construction (CDBG-DR)	\$0	\$0	\$15,040,689	\$0	\$0	\$0	\$0
[GRANT] Police Department Construction (State)	\$100,000	\$1,900,000	\$0	\$0	\$0	\$0	\$0
2475 Library Way Project	\$0	\$0	\$0	\$3,157,713	\$0	\$0	\$0
City Hall Facility Repairs	\$100,000	\$0	\$300,000	\$300,000	\$300,000	\$200,000	\$200,000
City Hall Generator	\$85,000	\$0	\$500,000	\$0	\$0	\$0	\$0
City Hall HVAC System	\$100,000	\$0	\$250,000	\$0	\$250,000	\$0	\$0
City Hall Miscellaneous Repairs	\$0	\$0	\$0	\$0	\$0	\$0	\$0
City Hall Native Garden Rehabilitation (Natural Resources)	\$0	\$0	\$0	\$100,000	\$75,000	\$0	\$0
City Hall Parking Lot Light Upgrades	\$0	\$0	\$0	\$150,000	\$0	\$0	\$0
City Hall Restroom Upgrades	\$275,000	\$0	\$0	\$75,000	\$0	\$0	\$0
Mowers and Mower Trailers - Replacements	\$0	\$0	\$0	\$0	\$0	\$0	\$16,000
Pickup Trucks - Electric	\$45,545	\$0	\$0	\$0	\$47,500	\$0	\$0
Storage Garage	\$0	\$0	\$0	\$0	\$0	\$0	\$0
AMOUNT	\$705,545	\$1,900,000	\$16,090,689	\$3,782,713	\$672,500	\$200,000	\$216,000

Expense Type (Ex)	FY2026	FY2027	FY2028	FY2029	FY2030	FY2031
Amount						
Capital Outlay	\$705,545	\$17,990,689	\$3,782,713	\$672,500	\$200,000	\$216,000
AMOUNT	\$705,545	\$17,990,689	\$3,782,713	\$672,500	\$200,000	\$216,000

Public Facilities: Historical Village & Museum

Fund: 300

Department : 7250

Itemization Description	FY 2026 Estimated Actual	FY 2027 New Funding Request	FY 2028	FY 2029	FY 2030	FY 2031
Amount						
Historical Structures Improvements	\$50,000	\$50,000	\$70,000	\$80,000	\$80,000	\$85,000
AMOUNT	\$50,000	\$50,000	\$70,000	\$80,000	\$80,000	\$85,000

Expense Type (Ex)	FY2026	FY2027	FY2028	FY2029	FY2030	FY2031
Amount						
Capital Outlay	\$50,000	\$50,000	\$70,000	\$80,000	\$80,000	\$85,000
AMOUNT	\$50,000	\$50,000	\$70,000	\$80,000	\$80,000	\$85,000

Transportation Capital Projects

Fund: 301

Department : 4200

Itemization Description	FY 2026 Estimated Actual	FY 2027 Carry Forward	FY 2027 New Funding Request	FY 2028	FY 2029	FY 2030	FY 2031
Amount							
[GRANT] East Periwinkle Bridge Construction, FDOT Grant G2W66 and HUD Grant B-24-CP-FL-0595	\$0	\$8,000,000	\$0	\$0	\$0	\$0	\$0
[GRANT] East Periwinkle Bridge Design (FDOT Grant G2W66)	\$34,440	\$0	\$0	\$0	\$0	\$0	\$0
[GRANT] Road Reconstruction - Pave and/or Elevate Roads. CDBG Grant DR10258.	\$1,460,000	\$5,500,000	\$0	\$5,500,000	\$0	\$0	\$0
[GRANT] Roads Reconstruction - Mill and Overlay Periwinkle Way from East of Donax St to West of Casa Ybel Rd. FDOT Grant 454841-1	\$1,000,000	\$0	\$0	\$0	\$0	\$0	\$0
[GRANT] Shared Use Path Reconstruction (State Grant)	\$1,000,000	\$1,500,000	\$1,250,000	\$0	\$0	\$0	\$0
[GRANT] Shared Use Path Repairs (\$1.0 million State Grant FDOT G2Y52)	\$1,000,000	\$0	\$0	\$0	\$0	\$0	\$0
Causeway Boulevard & Periwinkle Way Landscape Improvements	\$250,000	\$0	\$0	\$0	\$0	\$0	\$0
Donax Street separating the roadway from SUP from Junonia to Middle Gulf Dr, widening path and improving drainage and overlay roadway.	\$0	\$0	\$0	\$0	\$600,000	\$0	\$0
East Gulf Drive SUP Widening Project	\$0	\$0	\$0	\$0	\$0	\$0	\$600,000
Intersection Study (anticipated match for grant)	\$0	\$0	\$0	\$0	\$0	\$215,000	\$0
Middle Gulf Path and Roadway Relocation	\$0	\$0	\$0	\$0	\$0	\$500,000	\$0
Shared Use Path Expansion/Widening (Impact Fee)	\$1,000,000	\$0	\$0	\$0	\$0	\$0	\$0
TDC 403430- Shared Use Path Repair/Resurfacing (Enterprise)	\$500,000	\$0	\$0	\$0	\$0	\$0	\$0
AMOUNT	\$6,244,440	\$15,000,000	\$1,250,000	\$5,500,000	\$600,000	\$715,000	\$600,000

Expense Type (Ex)	FY2026	FY2027	FY2028	FY2029	FY2030	FY2031
Amount						
Capital Outlay	\$6,244,440	\$16,250,000	\$5,500,000	\$600,000	\$715,000	\$600,000
AMOUNT	\$6,244,440	\$16,250,000	\$5,500,000	\$600,000	\$715,000	\$600,000

Transportation Vehicles & Equipment

Fund: 301

Department : 4100

Itemization Description	FY 2026 Estimated Actual	FY 2027 New Funding Request	FY 2028	FY 2029	FY 2030	FY 2031
Amount						
Backhoe	\$0	\$0	\$165,000	\$0	\$0	\$0
Forklift	\$0	\$0	\$0	\$0	\$95,000	\$0
Grader	\$0	\$295,000	\$0	\$0	\$0	\$0
Mower	\$0	\$0	\$0	\$0	\$0	\$16,000
Small tractor with boom mower	\$0	\$0	\$0	\$95,000	\$0	\$0
Track Loader/Skid steer	\$77,910	\$0	\$0	\$0	\$0	\$0
Truck (#206)	\$0	\$76,000	\$317,000	\$175,000	\$305,000	\$50,500
Utility vehicle	\$22,425	\$25,000	\$25,000	\$25,000	\$26,000	\$26,000
AMOUNT	\$100,335	\$396,000	\$507,000	\$295,000	\$426,000	\$92,500

Expense Type (Ex)	FY2026	FY2027	FY2028	FY2029	FY2030	FY2031
Amount						
Capital Outlay	\$100,335	\$396,000	\$507,000	\$295,000	\$426,000	\$92,500
AMOUNT	\$100,335	\$396,000	\$507,000	\$295,000	\$426,000	\$92,500

Stormwater and Floodwater Capital Projects

Fund: 301

Department : 4300

Itemization Description	FY 2026 Estimated Actual	FY 2027 Carry Forward	FY 2027 New Funding Request	FY 2028	FY 2029	FY 2030	FY 2031
Amount							
[GRANT] Beach Road Water Control Structure Rehabilitation Project. (Grant HA017).	\$278,990	\$0	\$0	\$0	\$0	\$0	\$0
[GRANT] Clam Bayou Box Culvert Replacement. FY27 construction Funding from Stormwater FDEP HA017 Grant.	\$200,000	\$600,000	\$4,885,939	\$0	\$0	\$0	\$0
[GRANT] Dredge Sanibel Slough - DEP (Grant #LPA0679)	\$787,951	\$0	\$0	\$0	\$0	\$0	\$0
[GRANT] Dredge Sanibel Slough - EPA (Grant #EPA TBD)	\$1,000,000	\$0	\$0	\$0	\$0	\$0	\$0
[GRANT] East Rocks Area Drainage Improvements. HMGP Grant Funding in the Amount of \$281,476.50 is Available for This Project. HMGP H1060.	\$174,475	\$0	\$0	\$0	\$0	\$0	\$0
[GRANT] Periwinkle Way Box Culvert Replacement	\$0	\$0	\$0	\$0	\$750,000	\$4,000,000	\$0
[GRANT] Stormwater System Repairs. FDEP Grant HA017.	\$6,300,000	\$0	\$0	\$0	\$0	\$0	\$0
[SEEKING GRANT] Tahiti-Jamaica / Tradewinds Drainage Improvements. HMGP Grant Funding is not Available for this Project. HMGP H1017 Shifted to East Rocks Area Drainage Project.	\$0	\$0	\$0	\$4,200,000	\$0	\$0	\$0
Feasibility Study Relating to Pump Automation	\$150,000	\$0	\$0	\$0	\$0	\$0	\$0
Stormwater Improvements	\$0	\$0	\$500,000	\$0	\$0	\$0	\$0
Stormwater Long Range Projects	\$0	\$0	\$0	\$2,000,000	\$2,000,000	\$2,000,000	\$2,000,000
Weir Flap Gate Modifications (Design FY 2026) (POTENTIAL GRANT)	\$130,000	\$0	\$600,000	\$0	\$0	\$0	\$0
AMOUNT	\$9,021,416	\$600,000	\$5,985,939	\$6,200,000	\$2,750,000	\$6,000,000	\$2,000,000

Expense Type (Ex)	FY2026	FY2027	FY2028	FY2029	FY2030	FY2031
Amount						
Capital Outlay	\$9,021,416	\$6,585,939	\$6,200,000	\$2,750,000	\$6,000,000	\$2,000,000
AMOUNT	\$9,021,416	\$6,585,939	\$6,200,000	\$2,750,000	\$6,000,000	\$2,000,000

Ballfield Maintenance Fund

Fund: 173

Department : 7250

The projects below are subject to interlocal cost sharing agreements with Lee County and the Lee County School Board, each of which reimburse the City 1/3 of project costs.

Itemization Description	FY 2026 Estimated Actual	FY 2027 Carry Forward	FY 2027 New Funding Request	FY 2028	FY 2029	FY 2030	FY 2031
Amount							
Batting Cage Netting & Fencing	\$0	\$0	\$0	\$0	\$6,000	\$0	\$0
Pavilion Basketball Backboard & Hoop Replacement	\$45,000	\$0	\$0	\$0	\$0	\$0	\$0
Playground equipment	\$30,000	\$0	\$0	\$0	\$0	\$0	\$0
Tennis Court Light Fixtures	\$0	\$0	\$0	\$0	\$20,000	\$0	\$0
Tennis Court Nets (completed Post-Ian)	\$0	\$0	\$0	\$0	\$0	\$0	\$0
Tennis Court Resurfacing (completed Post-Ian)	\$0	\$0	\$0	\$0	\$0	\$0	\$0
Tennis Court Windscreens	\$3,200	\$0	\$0	\$0	\$0	\$3,500	\$0
Updates to Tot Lot Area (PRAC)	\$0	\$0	\$0	\$114,000	\$0	\$0	\$0
AMOUNT	\$78,200	\$0	\$0	\$114,000	\$26,000	\$3,500	\$0

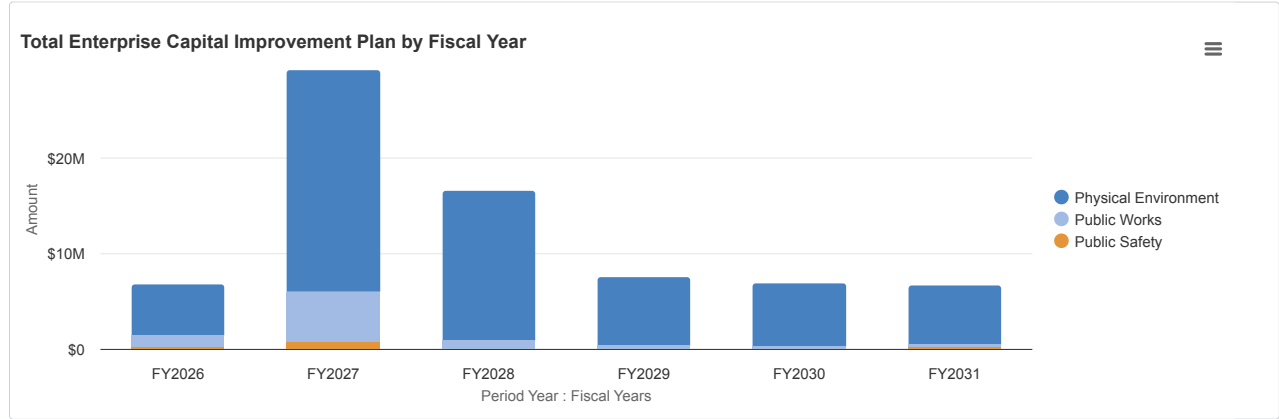
Expense Type (Ex)	FY2026	FY2027	FY2028	FY2029	FY2030	FY2031
Amount						
Capital Outlay	\$78,200	\$0	\$114,000	\$26,000	\$3,500	\$0
AMOUNT	\$78,200	\$0	\$114,000	\$26,000	\$3,500	\$0

Draft Capital Improvement Plan Detail

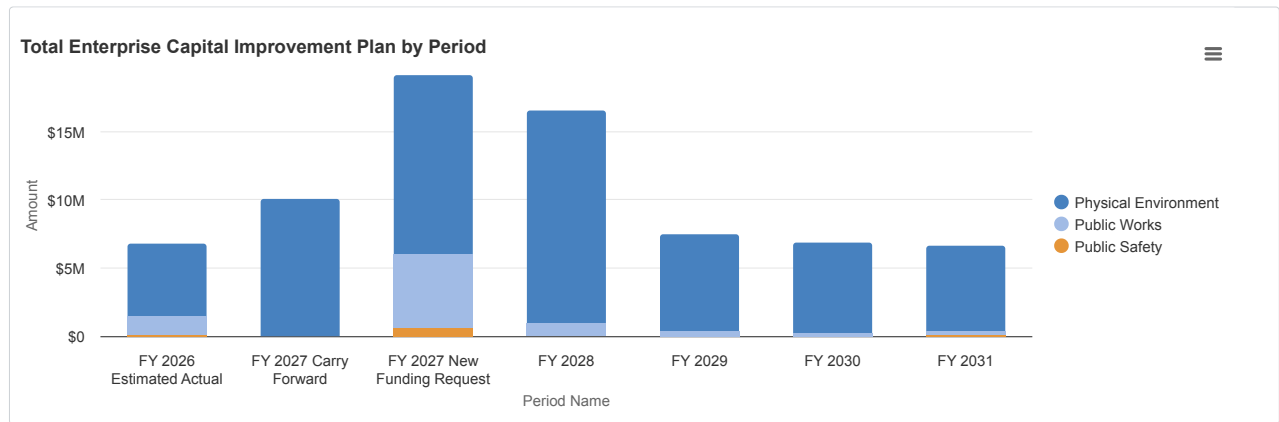
Fiscal Year 2027 Capital Budget

NOTE: THE INFORMATION PRESENTED ON THIS PAGE IS FOR DISCUSSION PURPOSES DURING THE CITY COUNCIL REGULAR MEETING ON JUNE 2, 2026 AND IS SUBJECT TO CHANGES.

ENTERPRISE FUNDS



Data Updated: May 27, 2026, 7:57 PM



Data Updated: May 27, 2026, 7:57 PM

Sanibel Sewer System Vehicles & Equipment

Fund: 450

Department : 3500

Itemization Description	FY 2026 Estimated Actual	FY 2027 New Funding Request	FY 2028	FY 2029	FY 2030	FY 2031
Amount						
Replacement 1 1/2-Ton Crane Truck (701)	\$0	\$0	\$0	\$190,000	\$0	\$0
Replacement 1 1/2-Ton Crane Truck (702)	\$0	\$0	\$0	\$0	\$195,000	\$0
Replacement 1 1/2-Ton Crane Truck (703)	\$0	\$0	\$0	\$0	\$195,000	\$0
Replacement 1 1/2-Ton Crane Truck (707)	\$0	\$0	\$0	\$190,000	\$0	\$0
Replacement 1 1/2-Ton Crane Truck (760)	\$0	\$0	\$185,000	\$0	\$0	\$0
Replacement 1/2-Ton Pickup Truck (700)	\$0	\$0	\$0	\$47,500	\$0	\$0
Replacement 3,000-Gallon Vacuum Truck (757)	\$300,000	\$0	\$0	\$0	\$0	\$0
Replacement Generators at Master Lift Stations	\$0	\$0	\$975,000	\$650,000	\$675,000	\$700,000
Replacement Portable Generators and Portable Diesel Bypass Pumps	\$150,000	\$155,000	\$160,000	\$165,000	\$170,000	\$175,000
Replacement Sodium Hypochlorite Storage Tank	\$0	\$0	\$0	\$0	\$175,000	\$0
Telehandler	\$0	\$135,000	\$0	\$0	\$0	\$0
Utility Vehicle	\$0	\$25,000	\$0	\$0	\$0	\$0
AMOUNT	\$450,000	\$315,000	\$1,320,000	\$1,242,500	\$1,410,000	\$875,000
Expense Type (Ex)	FY2026	FY2027	FY2028	FY2029	FY2030	FY2031

Expense Type (Ex)	FY2026	FY2027	FY2028	FY2029	FY2030	FY2031
Amount						
Capital Outlay	\$450,000	\$315,000	\$1,320,000	\$1,242,500	\$1,410,000	\$875,000
AMOUNT	\$450,000	\$315,000	\$1,320,000	\$1,242,500	\$1,410,000	\$875,000

Sanibel Sewer System Improvements & Capital Projects

Fund: 450

Department : 3500

Itemization Description	FY 2026 Estimated Actual	FY 2027 Carry Forward	FY 2027 New Funding Request	FY 2028	FY 2029	FY 2030	FY 2031
Amount							
[GRANT] Donax WRF Post Hurricane Improvements (FDEP Grant #HA036)	\$903,000	\$2,110,000	\$0	\$0	\$0	\$0	\$0
[GRANT] Effluent Disposal Pond Apple Site Repairs (FDEP Grant #HA034)	\$370,431	\$0	\$0	\$0	\$0	\$0	\$0
[GRANT] Force Main from MLS 3 to 16-Inch Force Main Connection (FDEP Grant #HA018)	\$180,115	\$1,869,625	\$0	\$0	\$0	\$0	\$0
[GRANT] Lift Station Control Panel Replacement (FDEP Grant #HA037)	\$1,626,000	\$2,848,479	\$5,210,741	\$0	\$0	\$0	\$0
[GRANT] Wastewater Collection System Repairs/INI (FDEP Grant #HA036)	\$1,772,000	\$3,153,635	\$1,291,365	\$0	\$0	\$0	\$0
Cured-in-Place Pipe (CIPP) Lining of Clay Gravity Sewers	\$0	\$0	\$0	\$500,000	\$500,000	\$500,000	\$500,000
Donax WRF Process Blower Replacement & Air Piping Modifications	\$0	\$0	\$300,000	\$3,100,000	\$0	\$0	\$0
Force Main from MLS 3 to 16-Inch Force Main Connection [NO EXTERNAL FUNDING]	\$0	\$0	\$2,630,375	\$0	\$0	\$0	\$0
Lift Station Control Panel Replacement [NO EXTERNAL FUNDING]	\$0	\$0	\$3,371,956	\$4,500,000	\$4,600,000	\$4,700,000	\$4,800,000
Metal 500-Gallon Tank Replacement Wulfert Plant (\$400,000 Grant)	\$0	\$0	\$0	\$5,500,000	\$0	\$0	\$0
West & East Wastewater System Flow & Pressure Monitoring	\$0	\$0	\$0	\$640,000	\$135,000	\$0	\$0
West & East Wastewater System Pump and Miscellaneous Upgrades	\$0	\$0	\$0	\$50,000	\$640,000	\$0	\$0
AMOUNT	\$4,851,546	\$9,981,739	\$12,804,437	\$14,290,000	\$5,875,000	\$5,200,000	\$5,300,000

Expense Type (Ex)	FY2026	FY2027	FY2028	FY2029	FY2030	FY2031
Amount						
Capital Outlay	\$4,851,546	\$22,786,176	\$14,290,000	\$5,875,000	\$5,200,000	\$5,300,000
AMOUNT	\$4,851,546	\$22,786,176	\$14,290,000	\$5,875,000	\$5,200,000	\$5,300,000

Beach Parking Fund - Public Safety

Fund: 470

Department : 2100

Itemization Description	FY 2026 Estimated Actual	FY 2027 Carry Forward	FY 2027 New Funding Request	FY 2028	FY 2029	FY 2031
Amount						
2 Beach side-by-side @ \$20,000 each.. Price increase 12% per FY.	\$0	\$0	\$44,800	\$0	\$0	\$59,200
F-150 Vehicles (Vehicle and Equipment for improved hurricane/natural disaster response - \$84,000 each). Price increase 12% per FY.	\$0	\$0	\$94,000	\$0	\$0	\$0
Hybrid Parking/Traffic Vehicles (\$28,500/each). Price increase 12% per FY.	\$84,750	\$32,250	\$63,500	\$35,340	\$0	\$0
Police Boat (Seeking Grant Opportunities)	\$0	\$0	\$380,000	\$0	\$0	\$0
Ranger E-Bike (3) @ 6,500 each. Price increase 12% per FY.	\$5,056	\$0	\$0	\$0	\$26,520	\$0
AMOUNT	\$89,806	\$32,250	\$582,300	\$35,340	\$26,520	\$59,200

Expense Type (Ex)	FY2026	FY2027	FY2028	FY2029	FY2030	FY2031
Amount						
Capital Outlay	\$89,806	\$614,550	\$35,340	\$26,520	\$0	\$59,200
AMOUNT	\$89,806	\$614,550	\$35,340	\$26,520	\$0	\$59,200

Beach Parking Fund - Natural Resources

Fund: 470
Department : 3700

Itemization Description	FY 2026 Estimated Actual	FY 2027 Carry Forward	FY 2027 New Funding Request	FY 2028	FY 2029	FY 2030	FY 2031
Amount							
Hybrid Vehicle for Inspections (\$28,500/ea)	\$0	\$0	\$0	\$28,500	\$0	\$0	\$28,500
UTV for Beach Inspections	\$0	\$20,000	\$0	\$0	\$0	\$0	\$0
AMOUNT	\$0	\$20,000	\$0	\$28,500	\$0	\$0	\$28,500
Expense Type (Ex)	FY2026	FY2027	FY2028	FY2029	FY2030	FY2031	
Amount							
Capital Outlay	\$0	\$20,000	\$28,500	\$0	\$0		\$28,500
AMOUNT	\$0	\$20,000	\$28,500	\$0	\$0		\$28,500

Beach Parking Fund - Public Works Tourism Development Council (TDC) Funded Projects

Fund: 470
Department : 4100

Grant funded capital projects/purchases from the Lee County TDC. The City is reimbursed for these purchases by the TDC.

Itemization Description	FY 2026 Estimated Actual	FY 2027 Carry Forward	FY 2027 New Funding Request	FY 2028	FY 2029	FY 2030	FY 2031
Amount							
ADA Accessibility Equipment.	\$12,000	\$0	\$12,000	\$15,000	\$15,000	\$15,000	\$15,000
Beach Accessible Wheelchairs	\$15,000	\$0	\$15,000	\$15,000	\$15,000	\$15,000	\$15,000
Dump Body for Pickup Truck	\$10,000	\$0	\$10,000	\$10,000	\$10,000	\$10,000	\$10,000
F250 Pickup Truck	\$0	\$0	\$0	\$0	\$0	\$0	\$0
F350 with dump (Dump Truck)	\$77,135	\$0	\$0	\$0	\$0	\$0	\$0
Fishing Pier Replacement	\$0	\$0	\$2,148,209	\$0	\$0	\$0	\$0
Mower Trailer	\$0	\$0	\$0	\$0	\$0	\$0	\$0
Pickup Trucks	\$54,575	\$0	\$100,000	\$60,000	\$0	\$0	\$120,000
Pressure Washer trailer combo	\$0	\$0	\$0	\$0	\$0	\$0	\$0
Track Loader / Skid Steere	\$0	\$0	\$0	\$0	\$0	\$0	\$0
Tractors	\$0	\$0	\$0	\$0	\$100,000	\$0	\$0
Trash / Recycling Bins	\$22,000	\$0	\$22,000	\$25,000	\$25,000	\$25,000	\$25,000
UTV - Gator	\$0	\$0	\$0	\$20,000	\$0	\$20,000	\$0
Zero Turn Mower	\$0	\$0	\$0	\$30,000	\$0	\$0	\$0
AMOUNT	\$190,710	\$0	\$2,307,209	\$175,000	\$165,000	\$85,000	\$185,000
Expense Type (Ex)	FY2026	FY2027	FY2028	FY2029	FY2030	FY2031	
Amount							
Capital Outlay	\$190,710	\$2,307,209	\$175,000	\$165,000	\$85,000		\$185,000
AMOUNT	\$190,710	\$2,307,209	\$175,000	\$165,000	\$85,000		\$185,000

Beach Parking Fund - Public Works

Fund: 470
Department : 4100

Itemization Description	FY 2026 Estimated Actual	FY 2027 Carry Forward	FY 2027 New Funding Request	FY 2028	FY 2029	FY 2030	FY 2031
Amount							
[COST SHARING] Fishing Pier Temp Repairs (Public/Private Partnership)	\$300,000	\$0	\$0	\$0	\$0	\$0	\$0
[FEMA 747503] Fishing Pier Replacement (Professional Services, Engineering and Permitting)	\$0	\$0	\$145,844	\$0	\$0	\$0	\$0
[GRANT] Boat Ramp Dock Replacement Project	\$328,468	\$0	\$0	\$0	\$0	\$0	\$0
[GRANT] BP003 - Dune Walkover / Boardwalk Replacement Project (DEP Grant #L0105)	\$0	\$0	\$2,000,000	\$0	\$0	\$0	\$0
Algiers Maintenance Building (20 x 30 Shed) Possibly relocated Boman's shed when it is replaced.	\$0	\$0	\$0	\$30,000	\$0	\$0	\$0

Itemization Description	FY 2026 Estimated Actual	FY 2027 Carry Forward	FY 2027 New Funding Request	FY 2028	FY 2029	FY 2030	FY 2031
Bowman's Beach Park Maintenance Building	\$0	\$0	\$0	\$500,000	\$0	\$0	\$0
Bowman's Beach Playground and Fitness Trail Equipment	\$10,000	\$0	\$10,000	\$10,000	\$10,000	\$10,000	\$10,000
Engineering Services - Fishing Pier Replacement Project - CITY SHARE	\$0	\$0	\$250,000	\$0	\$0	\$0	\$0
Lighthouse Beach Park Maintenance Building (partial insurance funded)	\$50,000	\$0	\$450,000	\$0	\$0	\$0	\$0
Professional Services for Dune Walkover / Boardwalk Replacement Project (FEMA-704105, and parts of Obligated FEMA projects for Lighthouse, Algiers, Tarpon, and Bowman's(Add Costs for each project obligated)	\$333,996	\$0	\$100,000	\$0	\$0	\$0	\$0
Shared Use Path Repairs/Widening	\$150,000	\$0	\$150,000	\$150,000	\$150,000	\$150,000	\$150,000
AMOUNT	\$1,172,464	\$0	\$3,105,844	\$690,000	\$160,000	\$160,000	\$160,000

Expense Type (Ex)	FY2026	FY2027	FY2028	FY2029	FY2030	FY2031
Amount						
Capital Outlay	\$1,172,464	\$3,105,844	\$690,000	\$160,000	\$160,000	\$160,000
AMOUNT	\$1,172,464	\$3,105,844	\$690,000	\$160,000	\$160,000	\$160,000