


CIVICENGAGE[®]
municipal websites
CENTRAL

Premium Implementation

Proposal Valid Through March 31, 2023



CivicPlus Company Overview

CivicPlus History

CivicPlus began in 1998 when our founder, Ward Morgan, decided to focus on helping local governments work better and engage their residents through their web environment. Over the years, CivicPlus has continued to implement new technologies and merge with industry forerunners to maintain the highest standards of excellence and efficiency for our customers.



Our portfolio includes solutions for website design and hosting, parks and recreation management, emergency and mass communications, agenda and meeting management, 311 and CRM, process automation and digital services, codification, licensing and permits, web governance and ADA remediation, social media archiving, and FOIA management.

EXPERIENCE

20+ Years
12,000+ Customers
900+ Employees

RECOGNITION

Inc. 5000 11-time Honoree
GovTech 2022 Top 100 Company
Stevie® Awards Recognized with multiple, global awards for sales and customer service excellence

Our commitment to deliver the right solutions in design and development, end-user satisfaction, and secure hosting has been instrumental in making us a leader in government web technology. We are proud to have earned the trust of our over 12,000 customers and their 100,000+ administrative users. In addition, over 340 million residents engage with our solutions daily.

Primary Office

302 S. 4th Street Suite 500
Manhattan, KS 66502
Toll Free: 888.228.2233 | Fax: 785.587.8951
civicplus.com



civicplus.com

Powering & Empowering Government

We empower municipal leaders to transform interactions between residents and government into consistently positive experiences that elevate resident satisfaction, increase revenue, and streamline operations.

Government leaders tell us that one of their most pressing needs is to improve how residents access and experience municipal services; however, they struggle with budget cutbacks and technology constraints. CivicPlus enables civic leaders to solve these problems, making consistently positive interactions between residents and government possible.

What sets us apart is our Civic Experience Platform. CivicPlus is the only government technology company exclusively committed to powering and empowering governments to efficiently operate, serve, and govern using our innovative and integrated technology solutions built and supported by former municipal leaders and award-winning support teams. With it, municipalities increase revenue and operate more efficiently while fostering trust among residents.



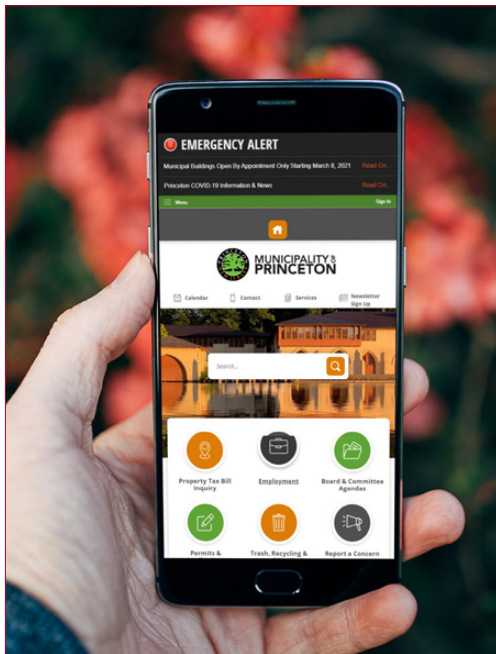
CMS Features & Functionality



The CivicEngage Central (CivicEngage) content management system (CMS) is robust and flexible with all the features and functionality you need today and in the future. Developed for municipalities that need to update their website frequently, CivicPlus provides a powerful government content management structure and website menu management system. The easy-to-use system allows non-technical employees to efficiently update any portion of your website.

Each website begins with a unique design developed to meet your specific communication and marketing goals, while showcasing the individuality of your community. Features and capabilities are added and customized as necessary, and all content is organized in accordance with web usability standards.

Modules & Widgets



RESIDENT ENGAGEMENT

CivicEngage offers many effective and easy-to-use resident engagement features. These tools easily integrate with the other key features.

Notices and Alerts – Post emergency or important information on your website and notify residents through email and SMS, via Alert Center.

Blog – Post opinions/information about various community topics and allow resident comments and subscriptions.

Calendar – Create multiple calendars and events to inform residents of upcoming activities that are viewable by list, week, or month.

Submit Requests and Report Issues – Allow residents to report a problem and provide follow-up communication with the point of contact (includes five user licenses & 10 request types) via Citizen Request Tracker (CRT).

Form Center – Create custom, online forms via simple drag-and-drop functionality. Track form submissions within the CMS and route email notifications to the appropriate individual(s).

Get Community Input – Post initiatives and project ideas to receive feedback and interact with your residents via Community Voice.

News – Post news items and keep your residents up to date on important information via News Flash.



Opinion Poll – Poll your residents on important topics by showing the Opinion Poll widget on relevant pages, to grab resident attention and quickly capture their responses to your polls. Polling helps with gathering and evaluating resident feedback, increasing resident engagement, and understanding your community.

Notifications – Allow your residents to subscribe to receive text and email notifications on topics that are important to them via Notify Me® (includes up to 500 SMS users).

Pop-up Modal – Use a pop-up modal to call attention to important information and notices, sitewide or on specific pages.

ASSET MANAGEMENT

CivicEngage comes fully equipped with a robust set of document and image management tools that work with other key features of our CMS, making it easy to build dynamic content that is easy for residents to navigate and access.

Agenda Center – Create and display meetings and agendas on the website utilizing our built-in Agenda Center module. For advanced functionality, including live meeting management, our integrated Agenda and Meeting Management product is available as an add-on.

Archive Center – Manage and retain serial and older documents.

Document Center – Organize and manage documents in one central repository.

Image Repository – Store all your images in one central location, to utilize individually or create slideshows on your site. Use the built-in editor to crop and resize photos, as needed. Images are optimized for performance, mobile responsiveness, and contain alt text for accessibility compliance.

INFORMATION & NAVIGATION

Organize your content and pages to make it easy to locate the information you and your residents need most with modules that help you update information quickly.

Easy for Residents to Navigate – An intuitive design, mega menu options, prominent buttons, and dynamic breadcrumbs throughout your site, all allow residents to easily find what they're looking for.

Frequently Asked Questions (FAQs) – Provide answers to the most frequently asked questions to reduce phone and foot traffic for staff.

Graphic Links – Create visually appealing buttons to direct users to important information.

Info Advanced – Use Info Advanced to create engaging displays of information for reuse throughout the website.

Quick Links – Provide links to highly requested services and information. These are commonly displayed in website footers and right-hand navigation.

Resource Directory – Use the Resource Directory to showcase information on local businesses and/or community resources.

Staff Directory – Provide contact information for departments and individual staff members. Use the information throughout the site and keep updated in one location. The Staff Directory widget allows you to quickly place specific persons or departments on relevant pages.



DEPARTMENT-SPECIFIC

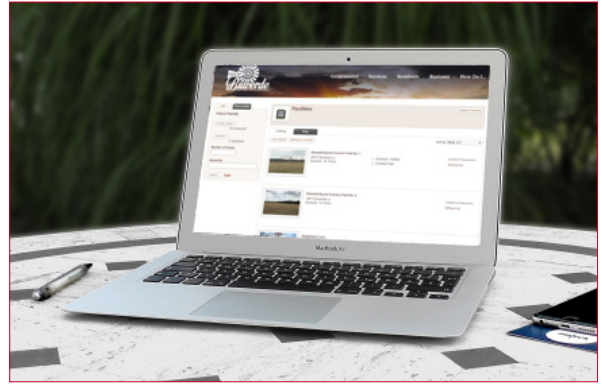
There are several function-specific features and modules for government departments. These tools are integrated into the CivicEngage CMS and offer the ability to complete multiple steps in one action.

Activities – Create and post activities, events, and classes so residents can register for them and even pay online. Your administrators can view and create rosters. The Activities module integrates with the Facilities module so residents can view the location of the activity.

Facilities & Reservations – Display facilities on your site for residents to browse. Allow them to filter by amenities, view facility details, and even make reservations online.

Job Postings – Post available jobs online and accept online applications.


Bids – Post open bid opportunities for contractors to view available work, download supporting documentation, receive notifications on posted opportunities and submit bid applications online.



COMMONLY USED WIDGETS

An extensive widget library is available for ease of placing dynamic and visually appealing information on specific pages. Each widget is easy to use with drag-and-drop functionality and is configurable with individual styling options.

Community Voice Widget – Encourage civic participation and engagement by adding specific discussion areas to relevant pages.



Custom HTML Widget – Embed videos or other HTML features in your page.

Editor Widget – Edit text with word processing tools, plus web tools like code view and the Accessibility Checker.

Form Center Widget – Embed simple forms on a page.

Image Widget – Add images to a page.

Notify Me Widget – Place specific Notify Me subscriptions lists on pages to allow users to sign up for the exact lists you recommend.

Related Documents Widget – Create a dynamic list of documents referenced in the Document Center.

Slideshow Widget – Add a slideshow of images.

Tabbed Widget – Organize larger pages of information in horizontal, vertical, or stacked vertical or accordion style tabs.



Administrative Features

The administration of your CivicEngage website is browser based, with no installation of software needed. You'll be able to update your website from an internet connection on any platform (Mac or PC). Administrators can control the access to pages and manipulation of content as well as use automated features to streamline processes.



Administrative Dashboard – A home base for messages and quick access to your recent activities and time-sensitive action items such as pending approvals and expiring items.

Content Scheduling & Versioning – Set your content to auto-publish and auto-expire, with an archive of all published content and previous versions.

Dynamic Page Components – Modules such as Calendar, FAQs, and News Flash, may be included as dynamic page components on any page.

History Log – Track changes made to your website.

Intranet – Use permissions to set a secure location on your website that allows employees to login and access non-public resources and information.

Levels of Permissions – Assign staff members to groups with different levels of permissions of access and authority throughout the CMS.

Pending Approval Items – Administrators have access to a queue of pending items to be published or reviewed.

Website Statistics – Provided website analytics for analysis.

USER-FRIENDLY FEATURES

Not only is CivicEngage easy for your staff to use, various administrative features help make a more attractive, engaging, and intuitive website for your community.

Automatic Alt Tags – Built-in features assist with ongoing ADA compliance of your website.

Credit Card Processing – With the add-on feature CivicPlus Pay (Pay), you can integrate with an approved payment gateway to accept payments on your website (separate agreement must be made directly between you and the chosen approved gateway provider). Additional fees apply.

Preset Styling Standards and Ongoing Styling Flexibility – Site changes automatically inherit design standards and styles that you've set up for your homepage, interior layouts, and simple layouts. This keeps your website looking clean and always matching. We also offer large amounts of flexibility with placement and styles on an ongoing basis. As you edit your website, you can easily adjust the location and style of widgets, content, carousels, lists, calendars, etc. to meet the look and feel you need for that area.

Link Redirects – Instead of sending your users to <http://civicplus.com/248/Awards-and-Recognition>, you can send them to <http://civicplus.com/awards>.



Live Edit – See where your information will be posted on a page before you make any changes with our WYSIWYG editor and drag-and-drop tools.

Maps – Easily embed maps from Google, ESRI, and more using the HTML widget.

Mega Menu – A main navigation menu makes it easy to get to any page on your website quickly.

Predictive Site Search – Our powerful site search functionality automatically indexes all content making it easy for visitors to find information across pages, documents, and images.

Site Search Log – All search words are kept in a log.

Real Simple Syndication (RSS) Feeds – Administrators and website visitors can use RSS feeds to display content or be notified of content updates.

Responsive Design – With responsive design, your website adjusts to the screen size regardless of what device is being used, providing a seamless user experience.

Social Media – Set various modules to automatically post to your Facebook and/or Twitter feeds and incorporate compatible social media feeds and widgets into your website.

Supported Browsers – View your website in the latest versions of major browsers including Microsoft Edge, Firefox, Safari, and Chrome.

Third-Party Access – Utilize iframes, embeds, and/or links to most of your third-party services. Or use our growing list of APIs to build applications right from your website.

Translation – Integration with Google Translate translates web pages into over 100 languages.

ACCESSIBILITY COMPLIANCE

With over 20% of adults in the United States having a disability, you need a website that conforms to all residents. We provide highly compliant sites based on WCAG 2.0 A and AA guidelines, which encompass and surpass ADA accessibility requirements. This maximizes accessibility for all users while providing freedom to create a visually rich and appealing website. Our approach for each website includes the following steps to provide you a compliant and accessible website:

- We will deliver you a website that meets ADA (Section 508) and WCAG 2.0 A and AA levels.
- Your staff can use the Accessibility Checker within the CMS to scan content created in the editor for any accessibility issues so you can correct them before publishing.
- Our trainers will teach your staff best practices to keep your content and design elements accessible and up-to-date with the latest ADA/WCAG standards.
- Any new regulations that require code changes are done automatically, at least quarterly, with no additional effort required from you.
- In addition to updating the code, our product team also updates our best practices and provides regular updates to customers via our CivicPlus website, blog articles, webinars, and other publications.

AudioEye Partnership

CivicPlus also partners with AudioEye to provide a suite of accessibility tools and services at a discounted rate to our customers. Additional details and a quote can be provided upon request.



MONSIDO POWERED BY CIVICPLUS

Additional Website Optimization & Compliance Tools – Monsido is an easy-to-use web governance platform available to purchase and add to your project. Monsido's tools help you identify, prioritize and address content quality assurance and accessibility issues on your website so that you can achieve and maintain compliance according to WCAG 2.1 standards. Further, we can help you meet the latest data privacy and government policy standards. Additional details and a quote can be provided upon request.

The Civic Experience Platform

Developed specifically to enable municipalities to deliver consistently positive interactions across every department and every service, the Civic Experience Platform includes technology innovations that deliver frictionless, one-stop, and personalized resident interactions. Governments that leverage our Civic Experience Platform also benefit from:

- Single Sign-On (SSO) to all of your CivicPlus products supporting two-factor authentication and PCI Level password compatibility
- A single dashboard and toolbar for administrative access to your CivicPlus software stack
- Access to a continually growing and fully documented set of APIs to better connect your administration's processes and applications
- A centralized data store with robust data automation and integration capabilities

CIVICPLUS PORTAL

The CivicPlus Portal is the ideal addition to your website to create personalized, one-stop access for your residents to obtain information, resources, and interact with your municipality. By allowing residents to build a customizable dashboard with quick links to the pages and services on your website that they use most frequently, they'll be more likely to conduct regular revenue-generating business with your municipality, and your staff will benefit from reduced phone calls, walk-ins, and emails.

INTEGRATION HUB

Integration Hub is a tool that can help you unify your disparate cloud-based solutions and your CivicPlus solutions, assemble powerful workflows, and setup complex automations—without the need for a developer. With Integration Hub's easy-to-use drag-and-drop interface, non-technical users can build integrations for syncing content and data between CivicPlus solutions or with third parties (for an additional fee) saving your staff's valuable time. The possibilities are endless with Integration Hub, but here are a few examples of integrations you can create with CivicEngage today:

- An integration that will take a News Flash update in a specific category and immediately post it to the Alert Center
- An integration that will push a new Calendar Event to post directly in the News Flash module



Implementation

Premium Project Timeline

Design creation, content development, professional consulting, configuration for usability and accessibility, dedicated training—CivicPlus delivers all of this and more during the development of your new website.

A typical premium project ranges from 16 – 28 weeks. Your exact project timeline will be created based on detailed project scope, project enhancements purchased, availability for meeting coordination, action item return and completion, approval dates, and other factors. Your project timeline, tasks, due dates, and communication will be managed and available in real-time via our project management software, Cloud Coach.

PHASE 1: INITIATE	2-4 Weeks	<ul style="list-style-type: none">• Project Kickoff Meeting• Planning & Scheduling
PHASE 2: ANALYZE	4-6 Weeks	<ul style="list-style-type: none">• Customer Deliverable Submission• Consulting Engagement (if purchased)• Design Discovery Meeting• Content Process Meeting
PHASE 3: DESIGN & CONFIGURE	6-10 Weeks	<ul style="list-style-type: none">• Design Concept Development• Design Concept Meeting• Content Development• Agendas & Minutes Migration• Website Completion
PHASE 4: OPTIMIZE	1-2 Weeks	<ul style="list-style-type: none">• Website Finalization
PHASE 5: EDUCATE	1-2 Weeks	<ul style="list-style-type: none">• Training Engagement
PHASE 6: LAUNCH	2-4 Weeks	<ul style="list-style-type: none">• Launch Confirmation Meeting• Website Launch

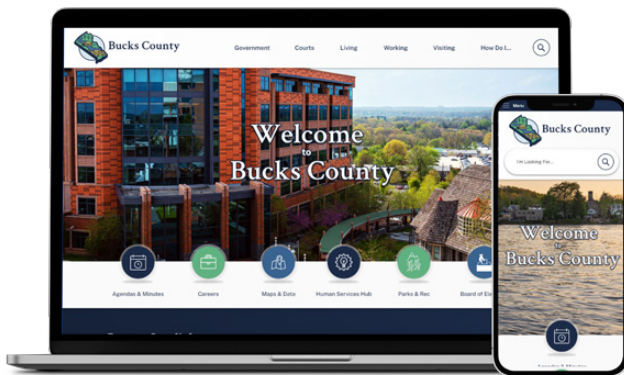
Premium Package Designs

You will meet with your art director to discuss your website vision based on the goals and needs of your users. This process involves conversing with your art director on the order, placement, and format of your homepage content and design elements, aimed at achieving your usability goals. Your preferences will be solidified into a homepage layout wireframe, which will provide the structural blueprint for the visual design application.

We will then collaborate with you to customize your design to represent your community using your logo, chosen colors, and imagery. We will focus on including the functionality to meet your website needs, including an option for up to one advanced design, if desired, component—a layout or design element that requires significant time to style and implement. Working with your art director, you'll identify the appropriate component, if desired, to achieve or enhance the usability goals for your website.

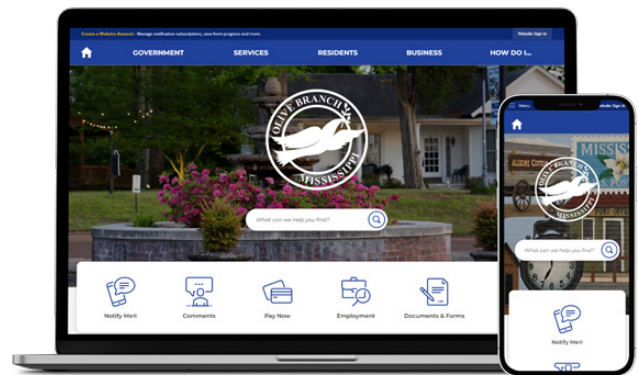
DESIGN EXAMPLES

The included design portfolio will provide you with an idea of the different directions we can take your creative design with the premium implementation package.



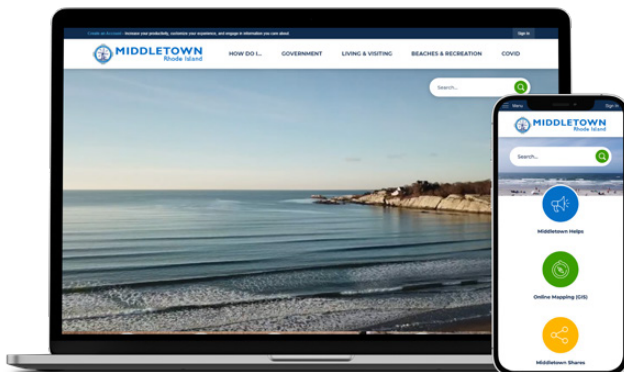
Bucks County, PA

pa-buckscounty.civicplus.com



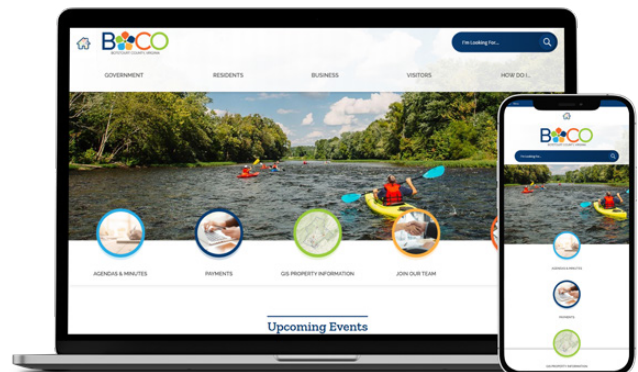
Olive Branch, MS

obms.us



Middletown, RI

middletownri.com



Botetourt County, VA

botetourtva.gov



civicplus.com

Approaching Your Project Implementation

Communication between you and your CivicEngage team will be continuous throughout your project. Sharing input and feedback through email, virtual meetings, phone calls, and our project management software will keep all stakeholders involved and informed. Cloud Coach offers task management transparency with a multi-level work breakdown structure and Gantt Chart-based project plan.

- Centralized project communication and task management tools are located in a cloud-based project workspace
- Tasks, deliverables, and milestones are aligned to your specific scope of work



The tools available through Cloud Coach combined with regular communication with your project manager provide you ample opportunities to quickly and efficiently review your project, check deliverables, and communicate feedback.

Phased Approach

PHASE 1: INITIATE

Project Kickoff – During this initial meeting, your project manager will perform introductions, detail deliverables needed, provide a high-level overview of the development process, and introduce tools and resources used to manage your project.

Planning & Scheduling – Your project manager will create a comprehensive project timeline based on the project scope and your specific needs.

PHASE 2: ANALYZE

Customer Deliverables – You will be responsible for submitting deliverables as outlined.

Consulting Engagement (if purchased) – During your consulting sessions, your consultant will meet with you to evaluate needs and make recommendations for implementation solutions. This consulting will help your organization facilitate the tough conversations that happen when you put a microscope to your current processes, solutions, and website presence. Further, we will also guide you to set realistic timelines and tasks for implementation as well as assist you in setting goals and sustainment plans for your launch and beyond.

Design Discovery Meeting – Your project manager and art director will meet with you to discuss design preferences and establish design structure from flexible layout options.

Content Process Meeting – Meet with your project manager and web content specialist to detail our content development process.



PHASE 3: DESIGN & CONFIGURE

Design Concept Development – You'll have the chance to review a responsive, functioning design concept prototype in an actual production environment. You will have the opportunity to evaluate the presented design concept and collaborate with your project team on any feedback and then final approval.

Content Development – Our Content Development team will migrate the agreed upon number of pages of content (including their text, documents, and images) from your current website to your new, CivicEngage website. Content will be enhanced for usability and accessibility, and we will organize your website pages to make them easy to navigate.

Agendas & Minutes Migration – The Content Development Team will download, upload, and organize an agreed upon number of meetings to the Agenda Center module.

Website Completion – You will receive a completed production website featuring your approved design combined with the finished content.

PHASE 4: OPTIMIZE

Website Finalization – Both the CivicEngage project team and you will prepare your website for launch. During this time, you will be able to make final adjustments to the content on your production website, as well as ensure overall satisfaction with your website.

PHASE 5: EDUCATE

Training Engagement – Our goal with your training plan is to give your staff the skills and tools they need to quickly and easily keep your website current. Your trainer will deliver virtual and/or on-site training sessions for both administrators and users. These sessions will be customized to equip your staff with the knowledge and comfort level needed to prepare your website for launch and maintain it in the future. The training session will utilize your production website, so users are familiar with your specific configuration and you get real, hands-on learning opportunities.

PHASE 6: LAUNCH

Website Launch Confirmation Meeting – Your CivicEngage project team confirms all the details that are necessary to take your website live and explain what you can expect on launch day.

Website Launch – After final confirmation, your website will be made live and available to the public.



Recurring Redesign (if purchased)

At CivicPlus, we understand trends change daily and we continually analyze different ways to design our websites—making it easier and more user friendly for your residents to navigate. One of our best practices to help keep up with these new trends is by adding a redesign to your project. A recurring redesign can occur every three, four, or five years - depending on the timeframe purchased. Unlike other vendors, our redesigns aren't just changes in the colors or some of the buttons as your staff can do that independently. With a CivicPlus recurring redesign, you can receive a completely brand-new website design and layout after a set number of years (as purchased) of continuous service during our partnership. During the redesign, you'll also receive a quality control review to ensure content is as expected with the new design application (although no changes will be made to the content itself). With this new design, you'll stay up to date with current trends and best practices, providing a welcoming yet familiar virtual hub to engage your community.

Your Role During Implementation

To help create the strongest possible website, we will need you to:

- Gather photos and logos that will be used in the overall branding and design of your new website
- Provide website statistics to be utilized in reorganizing your website content, navigation, and design (if available)
- Complete the Design Form to communicate design preferences
- Provide technical information in the DNS form for the set-up of your website domain name(s)
- Perform reviews and provide official approvals throughout the project
- Update the content on your current website and delete any pages you no longer need
- Track website updates to be completed during your training session
- Ensure you have the most up-to-date web browsers installed on your organization's computers
- Compile a list of your website users and desired permission levels
- Reserve training location and necessary resources (computers, conference phone, etc.)



Continuing Services

Technical Support & Services

With technology, unlimited support is crucial. Our live technical support engineers based in North America are ready to answer your staff members' questions and ensure their confidence. CivicPlus' support team is available 7 a.m. – 7 p.m. CST to assist with any questions or concerns regarding technical functionality and usage of your CivicEngage website.

CivicPlus Technical Support will provide a toll-free number, online chat support, as well as an online email support system for users to submit technical issues or questions. If the customer support specialist is unable to assist with the question or issue, the three-tier escalation process will begin to report issues to our product engineering team for resolution.

Emergency technical support is available 24/7 for designated, named points-of-contact, with members of CivicPlus' support teams available for urgent requests.



AWARD-WINNING

CivicPlus has been honored with one Gold Stevie® Award, two Silver Stevie® Awards, and four Bronze

Steevie® Awards in the categories of Front-Line Customer Service Team of the Year – Technology Industries, Customer Service Training or Coaching Program of the Year – Technology Industries, Customer Service Department of the Year – Computer Software – Up to 1000 Employees, and Most Valuable Response by a Customer Service Team (COVID-19). The Stevie Awards are the world's top honors for customer service, contact center, business development, and sales professionals.

CIVICPLUS HELP CENTER

CivicPlus customers have 24/7 access to our online Help Center where users can review articles, user guides, FAQs, and can get tips on best practices. Our Help Center is continually monitored and updated by our dedicated Knowledge Management Team to ensure we are providing the information and resources you need to optimize your solution. In addition, the Help Center provides our release notes to keep your staff informed of upcoming enhancements and maintenance.

Support at a Glance

- Technical support engineers available 7 a.m. – 7 p.m. (CST) Monday – Friday (excluding holidays)
- Accessible via phone, email, and chat
- 4-hour response during normal hours
- 24/7 emergency technical support for named points of contact
- Dedicated customer success manager
- Online self-service help with the CivicPlus Help Center (civicplus.help)

2021 Support Metrics

- Total Tickets – 103,759
- Average Chat Response – 3:48 Minutes
- Average Phone Response – 7:57 Minutes
- Customer Satisfaction Score – 95.7%
- Solved in One Touch – 71.2%





ENGAGEXCHANGE

The ENGAGEXCHANGE is an online community and the central hub of ideas, guidance, tips, advice, and more for our CivicEngage customers. It reflects our commitment to:

Connection – Customers can connect with their peers to ask questions, discover solutions, share ideas, and join focus groups and beta opportunities.

Direction – Customers will have the opportunity to provide targeted input on the future direction of the CivicEngage roadmap and will be able to submit ideas for improvements and enhancements.

CONTINUING PARTNERSHIP

We won't disappear after your website is launched. You'll be assigned a dedicated customer success manager. They will partner with you by providing information on best practices and how to utilize the tools of your new system to most effectively engage your residents.

MAINTENANCE

CivicPlus is proactive in identifying any potential system issues. Through regularly scheduled reviews of site logs, error messages, servers, router activity, and the internet in general, our personnel often identify and correct issues before they ever affect our customers' web solutions. Our standard maintenance includes:

- Full backups performed daily
- Regularly scheduled upgrades including fixes and other enhancements
- Testing
- Development
- Operating system patches



Hosting & Security

CivicPlus protects your investment and takes hosting and security of our customers' websites seriously. Redundant power sources and internet access ensure consistent and stable connections. You'll find that our extensive, industry-leading process and procedures for protecting and hosting your website are unparalleled. We offer secure data center facilities, constant and vigilant monitoring, and updating of your system, including 99.9% guaranteed up-time (excluding maintenance).

If you experience a DDoS attack or threat, CivicPlus has mitigation and DDoS Advanced Security options available to you at the time of an event. Whatever your needs are we have an option that will be a fit for your community.

Data Center	<ul style="list-style-type: none">• Highly reliable data center & secure facility• Managed network infrastructure• On-site power backup & generators• Multiple telecom/network providers• Fully redundant network• System monitoring – 24/7/365
Bandwidth	<ul style="list-style-type: none">• Multiple network providers in place• Burst bandwidth – 22 Gb/s• Unlimited bandwidth usage for normal business operations (does not apply in the event of a cyber attack)
Hosting	<ul style="list-style-type: none">• Engage software updates• Server management & monitoring• Multi-tiered software architecture• Server software updates & security patches• Database server updates & security patches• Antivirus management & updates• Server-class hardware from nationally recognized provider• Redundant firewall solutions• High performance SAN with N+2 reliability
Disaster Recovery	<ul style="list-style-type: none">• Emergency after-hours support, live agent (24/7)• On-line status monitor by Data Center• 8-hour guaranteed recovery TIME objective (RTO)• 24-hour guaranteed recovery POINT objective (RPO)• Pre-emptive monitoring for disaster situations• Multiple, geographically diverse data centers
DDoS Mitigation	<ul style="list-style-type: none">• Defined DDoS Attack Process• Identify attack source and type• Monitor attack for threshold* engagement
DDoS Advanced Security Coverage	<ul style="list-style-type: none">• Not Included - additional coverage available at time of event (fees will apply)• Additional fees will apply

*Thresholds: Traffic exceeds 25 Mb/s sustained for 2+ hours. Traffic over 1 Gb/s at any point during attack



Optional Enhancements

AUDIOEYE MANAGED

AudioEye offers a range of products and services from self-service to turnkey managed solutions. At the core of AudioEye, is the Digital Accessibility Platform (DAP), this powerful tool empowers auditors, designers, and developers to understand issues of accessibility and improve website infrastructure thorough the use of an innovative and easy-to-use interface. The AudioEye Toolbar offers web personalization tools. Conforming to Web Content Accessibility Guidelines (WCAG) 2.1 has never been easier.

CIVICPLUS CHATBOT POWERED BY FRASE

CivicPlus Chatbot is designed to convincingly simulate the way a human would behave during a customer service interaction. Our advanced technology combines the power of site search and artificial intelligence (AI) to deliver exceptional customer experiences to citizens using your website. Our Chatbot crawls your website and other linked databases to create a continually, automatically updated, AI-powered knowledgebase that you don't have to maintain separately.

CIVICSEND

CivicSend is a visually rich communication module for government, used to efficiently distribute general (non-emergency) communication to citizens. CivicSend is more than a simple email newsletter tool—it provides CivicPlus customers with a single point of access, via integration with CivicEngage, to multiple communication channels, including email, SMS/text, Facebook, and Twitter. CivicSend centralizes communication, saves administrative users time, and improves overall productivity.

DEPARTMENT HEADER PACKAGES

A department or division within your organization may need a personalized digital presence. A Department Header Package is a cost-effective way for these groups to differentiate themselves informatively and graphically from the look of the main website while still benefiting from the functionality, service, and support of your CivicEngage system.

Unique Customizations Available (varies depending on package chosen):

- Department-specific URL
- Separate SSL Certificate / DNS & Hosting
- Department Logo
- Homepage to fit your department style
- Utilize features on your page for your specific department needs
- Unique navigation and menus
- Custom background image and/or slideshow images
- Unique buttons and links
- Department-specific search
- Department specific access to control your page content
- Customized colors

INTERIOR BANNERS

A cost-effective way to bring a different look to specific pages or departments is by placing a unique banner image on those pages. Each banner can rotate through as a slide show. The option for a video banner is also available.



IDENTITY PROVIDER (IDP) INTEGRATION

CivicPlus offers IdP integration capabilities, which means you'll benefit from easier integration between your CivicEngage website your favorite third-party solutions. Provide single sign-on (SSO) functionality to streamline managing and supporting user credentials and identify management solutions. CivicPlus IdP partners include Microsoft's Azure Active Directory (AD), Microsoft's Active Directory Federation Services (AD FS) versions 3.0, 4.0, and 5.0, and Okta.

PLATINUM SECURITY

CivicPlus' Platinum Hosting and Security package comes with enterprise-level Cloudflare software and:

- Fully customized Web Application Firewall (WAF), customized for our application
- OWASP ModSecurity Core Rule Set protects you against the Top 10 vulnerabilities identified by the Open Web Application Security Project (OWASP), such as SQL injection (SQLi) and cross-site scripting (XSS) attacks
- User agent blocking
- Block or challenge visitors by IP address, autonomous system number (ASN) or country code
- Reputation-based threat protection and collective intelligence (CI) to identify new threats

CONTENT CONSULTING

Great content transforms your website into a useful tool to effectively communicate with your community. During your Content Consulting engagement, one of our expert web consultants will help you perfect your website content to meet current usability and accessibility standards. We can do the heavy lifting—protecting your valuable time and reducing the effort needed from your team to prepare your website for launch.

ALIGN CONSULTING

Our consultants start with the philosophy that no project can be successful unless all stakeholders have a common definition of success. In this consult, stakeholders discuss and establish goals for implementing an enterprise software solution. They leave with an understanding of the scope and resources required for implementation and alignment on the strategic goals of the project.

Disclaimer

Proposal as Non-Binding Document

A successful project begins with a contract that meets the needs of both parties. This proposal is intended as a non-binding document, and the contents hereof may be superseded by an agreement for services. Its purpose is to provide information on a proposed project we believe will meet your needs based on the information available. If awarded the project, CivicPlus reserves the right to negotiate the contractual terms, obligations, covenants, and insurance requirements before a final agreement is reached. We look forward to developing a mutually beneficial contract with you.

